
The Choice of Architects



C-Mine - Genk, Belgium



ISO 9001 & ISO 14001 Certified

Sustainability & Environmental Statement

TopCer has long been committed to environmental friendly operations in the conception, manufacturing and trading of Unglazed Porcelain wall and floor tiles. TopCer ensures sustainability along production processes in accordance with standards and legal requirements, and simultaneously making sure that we meet client's needs and expectations.

Environmental awareness is present throughout all TopCer products lifecycle (please see our [Environmental Product Declaration](http://www.topcer.com/general_data) at our website www.topcer.com/general_data) namely:

- Best practices adoption of environmental management for continuous improvement and pollution prevention;
- Assuring that all raw materials used in the production process come from environmental conscious suppliers, preferably from suppliers with environmental certification;
- Committing ourselves to reduce energy consumption in all stages of our product life cycle;
- Ensuring that the sludge from water waste treatment and crushed porcelain pieces generated in our manufacturing process are re-used by a licensed waste operator in the production of structural ceramics as these residues due to the technical characteristics of Unglazed Porcelain Tiles cannot be re-integrated in production process;
- Encouraging the recycling of other types of waste in the main areas where they are produced, by disposal bins with appropriate labeling, in order to support and perform the separation of several types of plastic, cardboard and paper, paper and plastic cups, wood, etc. Assuring that the recycling of each type of waste occurs through licensed organizations specialized in respective fields.

TopCer Environmental Management System is certified by ISO 14001 as well as TopCer Quality Management System by ISO 9001.




TopCer

Founded in 1991, TopCer is an established worldwide brand, well known by the quality of their unique and innovative products.

TopCer is specialised in the manufacturing of Unglazed Porcelain Tiles in small modular sizes (10x10, 7.5x15, 15x15, 10x30 and 30x30) in various textures and shapes, complemented by a considerable line of matching trim pieces (49), all available in 30 colours.

The continuous research of traditional sizes, components and patterns used in the last two centuries, led Topcer to develop the collections "Victorian Designs and Borders" and "Contemporaneo Series", which offer traditional and modern innovative designs, back mesh mounted in modular sheets. These made possible in some markets to develop specific niches for their use in Palaces, Museums, Hotels, Restaurants and Pubs, Cruise Ships, private homes, restoration of old floors, etc.

TopCer tiles, due to their high breaking strength, resistance to wear frost and non-slipping properties, are mostly used in all type of highly demanding areas.



Carlos R. Miguel
Managing Director, TopCer



Merit and Excellence
award winner



excelência'14



excelência'13



excelência'12




excelência'11



Colour Program



01




02



03



04



05




06



07




08



09



10




11




12



13



14




15



16



17



18



19



20




21




22




23



24



25




26




27



28



29

































30

Colour's accuracy is limited by the print of this catalogue.

Stock Availability

[standard thickness 8 – 8.5 mm]

			SIZES											RT
				RC		DD	RT	SS						
				10x10	10x10	10x10	10x10	10x10	10x10	10x10				
SERIES	COLOURS		15x15	15x15	15x15	15x15	15x15	OCT	HEX	7.5x15	10x30	30x30	30x30	
Series 1	01	 Beige	●	●	●	●	●	●	●	●	●	●	●	
	02	 Speckled Grey	●	●	●	●	●	○	○	○	○	○	○	
	03	 Yellow	●	●	●	●	●	●	●	●	●	●	○	
	05	 Old Rose	●	●	●	●	●	●	●	○	○	○	○	
	06	 Light Grey (Brown.)	●	●	●	●	●	●	●	●	●	●	●	
	08	 Granite Rose	●	●	●	●	●	○	○	○	○	○	○	
	09	 Granite Grey	●	●	●	●	●	○	○	○	○	○	○	
	17	 Speckled Brown	●	●	●	●	●	○	○	●	●	●	●	
Series 2	07	 Light Grey (Blue)	●	●	●	●	●	●	●	●	●	●	●	
	10	 Granite Burgundy	●	●	●	●	●	○	○	○	○	○	○	
	12	 Granite Blue	●	●	●	●	●	○	○	○	○	○	○	
	24	 Speckled Black/White	●	●	●	●	●	○	○	○	●	●	●	
Series 3	13	 Turquoise	●	●	●	●	●	●	●	●	●	○	○	
	14	 Black	●	●	●	●	●	●	●	●	●	●	●	
	15	 Medium Grey	●	●	●	●	●	●	●	●	●	●	●	
	16	 White	●	●	●	●	●	●	●	●	●	●	●	
	19	 Pink	●	●	●	●	●	●	●	●	○	○	○	
	20	 Brick-red	●	●	●	●	●	●	●	●	●	●	●	
	21	 Ochre Yellow	●	●	●	●	●	●	●	●	●	●	●	
	22	 Granite Green	●	●	●	●	●	○	○	○	○	○	○	
	26	 Speckled White	●	●	●	●	●	○	○	○	●	●	●	
	27	 Light Blue	●	●	●	●	●	●	○	○	○	○	○	
	28	 Light Green	●	●	●	●	●	●	●	○	○	○	○	
	30	 Dark Grey	●	●	●	●	●	●	●	●	●	●	●	
Series 4	04	 Caramel	●	●	●	●	●	●	●	●	●	●	●	
	29	 Coffee Brown	●	●	●	●	●	●	●	●	●	●	●	
Series 5	11	 Blue (Cobalt)	●	●	●	●	●	●	●	●	●	●	●	
	18	 Dark Green	●	●	●	●	●	●	●	●	●	○	○	
	23	 Speckled Yellow	●	●	●	●	●	○	○	○	○	○	○	
	25	 Yellow (Lemon)	●	●	●	●	●	●	○	○	○	○	○	

● Means that we carry regular stocks. Orders are accepted for the minimum quantity of 1 carton.

○ Means that colour is not available in the above sizes/textures/thickness but can become available at request subjected to a minimum order quantity of 500 m² [Customers must purchase any extra materials obtained in 1st quality for these customised orders, until the maximum of 10% of the ordered quantity].

If there is an enquiry for a small quantity of a specific colour/size/texture/thickness/shape that is not in the above list of regular stocks, please contact us to check if there is any material left from past productions.

Sizes & Shapes Smooth Textures

M(cm) / W(mm)

10 x 10 Loose



96x96x8

10 x 10 on mesh
Sheet 30x30 (4 mm joint)



296x296x8


10 x 10 Octagon



96x96x8

29x29

10 x 10 Octagon with Dot 3x3
Sheet 30x30 (4 mm joint)



296x296x8

10 x 10 Hexagon



100x115x8

10 x 30



96x296x8

30 x 30



296x296x8.5

7.5 x 15



71x146x8

15 x 15



146x146x8 146x146x12 ^(*)

Sizes Textures Surfaces

M(cm) / W(mm)

RT

10 x 10



96x96x8.5

15 x 15



146x146x8.5

30 x 30



SS

10 x 10



96x96x8.5

15 x 15



146x146x8.5

296x296x8.5


RC

10 x 10



96x96x8.5

15 x 15



146x146x8.5


DD

10 x 10



96x96x8.5

15 x 15



146x146x8.5

30 x 30



R 

10 x 10



96x96x8

15 x 15



146x146x8

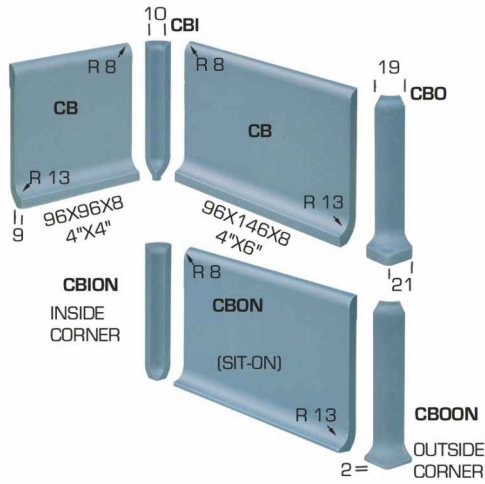
296x296x8.5

 146x146 at 12mm thickness and R surface is not available in stock. Orders are accepted for a minimum quantity of 500 sq.mt, subjected to the purchase of all material obtained in first quality till maximum of 10% of ordered quantity.

Trim Pieces

(mm)

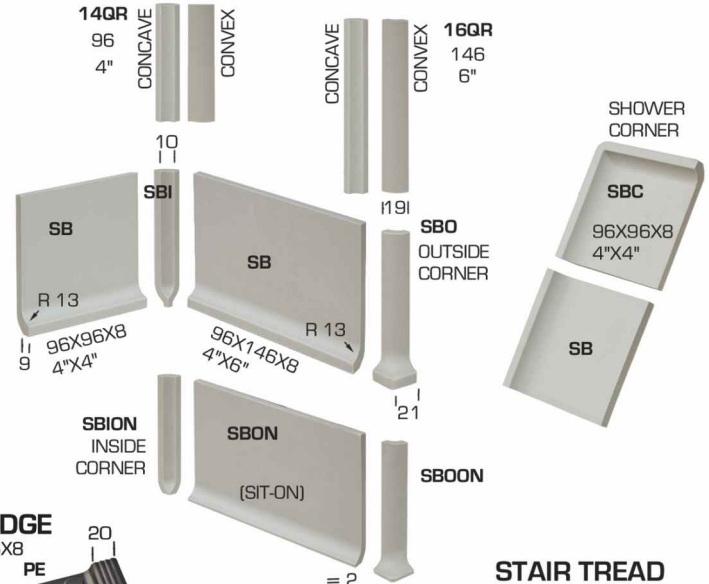
COVE BASE




SANITARY COVE BASE

WALL ANGLES
(QUARTER ROUND)


(reversible)




AUSTRALIAN COVE




POOL EDGE



STAIR TREAD


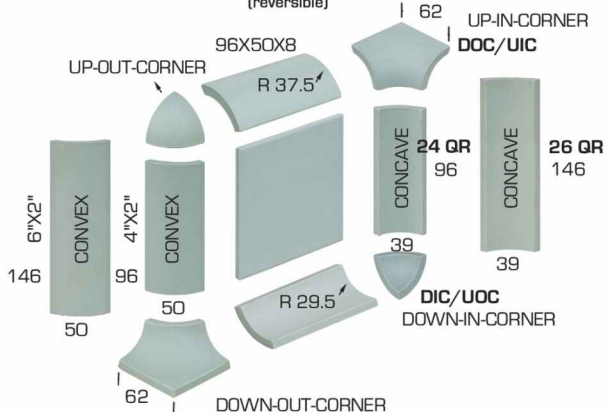


BULLNOSE

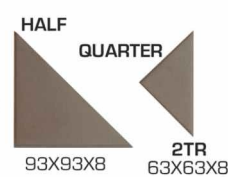


QUARTER ROUND

(reversible)



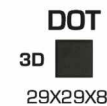

TRIANGLE



LOZENGE



SQUARE



STRIP 5STP




STRIP 6STP

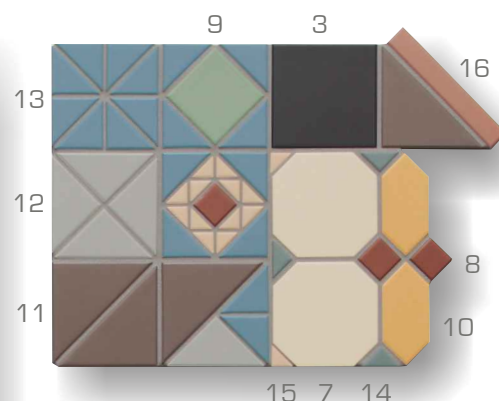


Modular Sizes

(4mm standard joints)




- 1 - 4"x12" — 10x30 (96x296x8mm)
- 2 - 12"x12" — 30x30 (296x296x8.5mm)
- 3 - 4"x4" — 10x10 (96x96x8mm)
- 4 - 6"x6" — 15x15 (146x146x8mm)
- 5 - 3"x6" — 7,5x15 (71x146x8mm)
- 6 - 6STP — 29x146x8mm (MIAMI 30x30)



- 7 - OCT — 10x10 (96x96x8mm)
- 8 - 3D — 29x29x8mm
- 9 - 6D — 64x64x8mm
- 10 - LZ — 96x44x8mm
- 11 - 4TR — 93x93x8mm
- 12 - 2TR — 63x63x8mm
- 13 - 1TR — 45x45x8mm
- 14 - TR1/2D — 25x25x8mm
- 15 - TR1/4D — 20x20x8mm
- 16 - 5STP — 21x137x8mm




OPZ - Geel, Belgium



C-Mine - Genk, Belgium



WZC Menos - Genk, Belgium




St. Joseph Hospital - Berlin, Germany




Telenet HQ - Mechelen, Belgium



Boulangerie Paul - Orly, France



Restaurant Bar, Sweden



Pivovar - Kaliningrad, Russia



Nando's Restaurant - Colchester, UK



Lido, Latvia




Fruehauf, Germany



Fire brigade premises - Lisse, the Netherlands




Cabrillo Boulevard - Santa Barbara, CA - USA



Woerden station, the Netherlands




Headquarters "Gasuni" - Groningen, the Netherlands



Youth Hostel - Kortrijk, Belgium



Private residence - Milan, Italy



Restaurant Vertigo - New York, USA



Casa da Música - Oporto, Portugal



Comprehensive school - Utrecht, the Netherlands




Gelredome Stadium - Arnhem, the Netherlands



Textured



Municipal Swimming Pool - Nordhausen, Germany



Swimming Pool Complex - Aulanko, Finland



Municipal Swimming Pool - Tammisaari, Finland



Kinsmead Pool, UK



Thermal Spa - Luso, Portugal




Caribia Hotel - Turku, Finland




Thermal Spa - Cabeço de Vide, Portugal



Mariebad Spa & Bad - Alands, Finland




Swimming Pool Complex - Ulvila, Finland



Swimming Pool Complex - Someron, Finland



Swimming Pool Complex - Someron, Finland



Burj Al Arab Helipad - Dubai, UAE



Centro Mariano - Fátima, Portugal

Packing

THICKNESS	CARTON / BOX					PALLET			
	Sizes		Pieces	Sq.mts	Sheets 30x30	Measurements (cm)	Cartons	Sq.mts	Gross Weight (kgs)
8 mm	10x10 4"x4"	Mesh mounted							
		SMOOTH	126	1.26	14	120x100x78 H (B)	60	75.60	1320
		DD	"	"	"	"	"	"	1250
		RC	"	"	"	"	"	"	1280
		RT	"	"	"	"	"	"	1280
		SS	"	"	"	"	"	"	1290
		OCT with DOT	"	"	"	120x100x94 H (B)	54	68.04	1190
		Loose							
		SMOOTH	100	1.00	-	120x80x65 H (A)	60	60	1040
		OCT	"	"	-	"	"	"	950
		DD	"	"	-	120x80x75 H (A)	"	"	980
		RC	"	"	-	"	"	"	1010
		RT	"	"	-	"	"	"	1010
		SS	"	"	-	"	"	"	1020
		HEXAGON	"	0.92	-	120x80x80 H (A)	54	49.68	910
	7.5x15 3"x6"	Loose							
		SMOOTH	100	1.125	-	120x80x80 H (A)	60	67.50	1195
	15x15 6"x6"	Loose							
		SMOOTH	50	1.125	-	120x80x80 H (A)	60	67.50	1200
		DD	"	"	-	120x80x90 H (A)	65	73.125	1290
		RC	"	"	-	"	"	"	1340
		RT	"	"	-	"	"	"	1320
		SS	"	"	-	"	"	"	1340
		Loose							
		SMOOTH	35	0.7875	-	120x80x90 H (A)	75	59.063	1570
	12 mm	DD	"	"	-	"	65	51.1875	1340
		RC	"	"	-	"	"	"	1350
RT		"	"	-	"	"	"	1380	
SS		"	"	-	"	"	"	1390	
Loose									
8 mm	10x30 4"x12"	Loose							
		SMOOTH	33	0.99	-	120x100x80 H (B)	80	79.2	1415
	30x30 12"x12"	Loose							
		SMOOTH	11	0.99	-	120x80x75 H (A)	60	59.40	1170
RT	"	"	-	"	"	"	1120		

			20 FEET CONTAINER				TRUCK / CAMION	
			19 tons		21.5 tons		24 tons	
THICKNESS	Sizes		Pallet	Sq.mts.	Pallet	Sq.mts.	Pallet	Sq.mts.
8 mm	10x10 4"x4"	Mesh mounted						
		SMOOTH, DD, RC, RT, SS	14 (B)	1058.4	16 (B)	1209.6	18 (B)	1360.8
		Loose						
		SMOOTH	18 (A)	1080	21 (A)	1260	23 (A)	1380
	7.5x15 / 3"x6" 15x15 / 6"x6"	DD, RC, RT, SS	18 (A)	1080	21 (A)	1260	23 (A)	1380
		Loose						
		SMOOTH	16 (A)	1080	18 (A)	1215	20 (A)	1350
		Loose						
	15x15 6"x6"	DD, RC, RT, SS	14 (A)	1023.75	16 (A)	1170	18 (A)	1316.25
		Loose						
	10x30 4"x12"	SMOOTH	13 (B)	1029.6	15 (B)	1188	16 (B)	1267.2
		Loose						
	30x30 12"x12"	Loose						
SMOOTH, RT		17 (A)	1009.8	19 (A)	1128.6	21 (A)	1247.4	

* Detailed packing of all TopCer products is available at <http://www.topcer.com/> / General Data / Detailed Packing

(A) EUR size 120x80 27 Kg
(B) EUR 2 / EUR 3 size 120x100 30 Kg



Technical Data

Unglazed porcelain tiles — ISO 13006 and EN 14411 - Annex G - Group BIa						
SIZES:	M(=N)	10x10	10x30	7.5x15	15x15	30x30
	W	96x96x8	96x296x8	71x146x8	146x146x8	296x296x8.5

PHYSICAL PROPERTIES		TEST STANDARD	REQUIREMENTS		TOPCER VALUE
DIMENSION AND SURFACE QUALITY:			7 cm≤N<15 cm	N ≥ 15 cm	
Length and width		ISO 10545-2	± 0,9mm	± 0,6% / ± 2,0mm	Conforms
Thickness		ISO 10545-2	± 0,5mm	± 5,0% / ± 0,5mm	Conforms
Straightness of sides		ISO 10545-2	± 0,75mm	± 0,5% / ± 1,5mm	Conforms
Rectangularity		ISO 10545-2	± 0,75mm	± 0,5% / ± 2,0mm	Conforms
Surface flatness, (curvature and warpage)		ISO 10545-2	± 0,75mm	± 0,5% / ± 2,0mm	Conforms
Surface quality		ISO 10545-2	≥ 95%		Conforms
PRODUCT QUALITY AND DURABILITY:					
Water absorption		ISO 10545-3	≤ 0,5%		≤ 0,1%
Breaking strength		ISO 10545-4	≥ 1300 N		≥ 1800 N
Modulus of rupture		ISO 10545-4	≥ 35 N/mm²		≥ 50 N/mm²
Impact resistance		ISO 10545-5	Declared Value		No visible defects
Resistance to deep abrasion (unglazed tiles)		ISO 10545-6	≤ 175 mm³		123 mm³
Coefficient of linear thermal expansion		ISO 10545-8	Declared Value		5,6 x 10 ⁻⁶ °C ⁻¹
Thermal shock resistance		ISO 10545-9	No visible defects		Conforms
Moisture expansion		ISO 10545-10	Declared Value		< 0,1 mm/m
Frost resistance		ISO 10545-12	No visible defects		Conforms
Resistance to chemicals		ISO 10545-13	No visible defects		Conforms
Resistance to staining		ISO 10545-14	No permanent staining		Conforms
SLIP RESISTANCE:					
Areas with footwear	Dynamic Coefficient of Friction (DCOF)				
	ASTM - ANSI A 137.1-2012 (INTERTEK - CA)	0.62	10x10 / 4"x4 Plain Finish (smooth)		
		0.65	10x10 / 4"x4 Riven (RT) finish		
	AS 4586:2013 Apendix B (ATTAR - AU)	0.65	10x10 / 4"x4 Plain Finish (smooth)		
	Wet Pendulum Slip Resistance				
	AS 4586:2013 Apendix A (ATTAR - AU)	47	10x10 / 4"x4 Plain Finish (smooth)		
	Pendulum				
		VALUES:			
	BS-7976-2 (CERAM - UK)	DRY	WET	SIZES / SURFACE TEXTURE	
		60	37	10x10 / 15x15 Plain finish (smooth)	
		61	53	15x15 Riven (RT) finish	
		67	54	15x15 Square studs (SS) finish	
		81	70	15x15 Round studs (RC) finish	
	87	72	15x15 Diamond studs (DD) finish		
	UNE-ENV 12633 (ITC - SPAIN)	USRV	Class	SIZES / SURFACE TEXTURE	
		25	1	10x10, 15x15, 30x30 Plain finish (smooth)	
		48	3	30x30 Dies lined with spec. rubber (R) Plain finish	
		42	2	10x10 / 15x15 Dies lined with spec. rubber (R) Plain finish	
		46	3	10x10 Riven (RT) finish	
		52	3	15x15 Riven (RT) finish	
55		3	10x10 Square studs (SS) finish		
48		3	15x15 Square studs (SS) finish		
52		3	10x10 Round studs (RC) finish		
56		3	15x15 Round studs (RC) finish		
49	3	10x10 Diamond studs (DD) finish			
59	3	15x15 Diamond studs (DD) finish			
Ramp Test					
	VALUES:				
DIN 51130 (HS-KOBLENZ - DE)	6° ≤ R9 ≤ 10°	30x30 Plain finish (smooth)			
	10° < R10 ≤ 19°	10x10 (also Hexagon and Octagon) / 10x30 / 15x15 Plain finish (smooth)			
	19° < R11 ≤ 27°	10x10 / 15x15 Square studs (SS) and in Round studs (RC)			
	27°	30x30 Rubber (R), 30x30 Riven (RT)			
Displacement volume / Expulsion space	DIN 51130/BGR 181 (HS-KOBLENZ - DE)	V5	10x10 / 15x15 Riven (RT) and in Diamond studs (DD)		
		V6	15x15 Square studs (SS) and Riven (RT)		
		V7	10x10 Square studs (SS) and Riven (RT), 15x15 Round studs (RC)		
		V8	15x15 Diamond studs (DD)		
Areas with bare-footed	DIN 51097 (HS-KOBLENZ - DE) (HS-KOBLENZ - DE) (CERAM - UK) (CERAM - UK) (HS-KOBLENZ - DE)	12° ≤ A < 18°	10x10 Round studs (RC)		
		18° ≤ B < 24°	30x30 Plain finish (smooth)		
		18° ≤ B < 24°	10x10 (also Hexagon and Octagon) / 10x30 / 15x15 Plain finish (smooth)		
		C ≥ 24°	30x30 Rubber (R), 30x30 Riven (RT)		
		C ≥ 24°	10x10 / 15x15 Plain finish (smooth)		
		C ≥ 24°	15x15 Round studs (RC)+Diamond studs (DD)+Riven (RT)+Square studs (SS)		
		C ≥ 24°	10x10 / 15x15 Round studs (RC)+Diamond studs (DD)+Riven (RT)+Square studs (SS)		

T o p C e r



Aerial view



Pressing



Firing

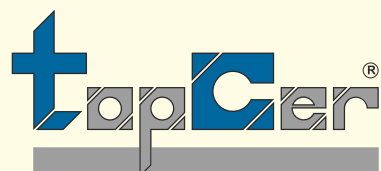


Lab control & testing



Selection

The Choice of Architects



Indústria de Cerâmica, S.A.

www.topcer.com

EXPORT OFFICE:

Largo da Estação, 8 - 2ª Fte - 2750-340 Cascais • Portugal
Tel. +351 214 844 788/9 - Fax +351 214 841 091
Email: LX@topcer.com

FACTORY:

Rua do Monte Grande 10,
Zona Industrial de Oitã - 3770-068 Oitã • Portugal
Tel. +351 234 722 395 - Fax +351 234 722 397
Email: av@topcer.com

Cabrillo Boulevard - Santa Barbara, CA - USA